




# REDSKAN Lite RLS-1010L

Indoor 2D LiDAR sensor for high-security applications

REDSKAN Lite is a high-precision intrusion detection sensor that creates an invisible virtual laser wall for total coverage of areas up to 10 m x 10 m. Using advanced time-of-flight technology, it instantly and reliably detects regardless of lighting or temperature conditions.

Engineered to meet the strictest security standards, REDSKAN Lite is compact and easy to deploy for seamless protection of narrow or constrained spaces such as skylights, glass walls, server racks, ventilation shafts and other sensitive or restricted areas.



Ease of installation

NO POWER REQUIRED

Laser Alignment Tool (RLS-LAT) enables visualisation of the detection area.

NO POWER REQUIRED

The emission angle can be adjusted by rotating the side knobs on the range of  $\pm 3^\circ$ .

Automatic area correction

Area Set activates automatically at power-on. Automatic area correction prevents overspill outside of the detection zone.

Useful set up features

- PC-less area set up, simply use the optional tool RLS-LAT and the side knobs to align the sensor and set the detection area without power.
- LED status indicator for instant alignment feedback

- Streamlined web interface for easy setup, tuning and maintenance
- Omni-directional mounting plate to install the sensor in any direction
- Selectable power options supporting PoE and/or DC input

Versatile mounting options for a wide range of indoor applications

**Wall mount**  
Mount directly to a wall for vertical detection coverage of windows, racks, doors or corridors.

**Ceiling Mount**  
Ideal for overhead detection from above skylights or open indoor zones.

**Bracket Mount**  
Use with optional bracket to achieve angled or custom positioning based on application needs.

Model	RLS-1010L
Installation location	Indoor
Detection method	Infrared Laser Scan
Laser protection class	Class 1
Power input	10.5-30 VDC, PoE(IEEE 802.3af compliant)
Current draw	500 mA max. (12 VDC), 250 mA max. (24 VDC), 6 W max. (PoE)
Mounting method	Wall mount, Ceiling mount, Bracket mount
Detection area	10 x 10 m, 95 degree ( approx. 33 x 33 ft)
Detection range	Up to 15m (50ft) at 10% reflectivity
Detection resolution/ Response time	0.125 degrees/within 100 msec. to 1min
Maintenance port	Ethernet RJ-45 10BASE-T/100BASE-TX (Auto negotiation)
Communication port	RS-485
Output	3 outputs, 28 VDC 0.2 A max. N.C.
Input	1 Non-voltage contact input
Alarm period	Approx. 2 second delay timer
Operation temperature	-20°C to 50°C ( -4°F to 122°F)
IP rating	IP55
Dimensions ( H x W x D)	118 x 115 x 96 mm max. (4-5/8 x 4-1/2 x 3-3/4 inch)
Weight	680 g (1.5lbs.)

Accessories

LAC-1	RLS-LBL	RLS-LWL	RLS-LAT
Laser area checker	L mount bracket	Laser replacement window	Laser alignment Tool
			A laser pointer is required. Contact OPTEX for options.